



2020 UHSAA/MOUNTAIN AMERICA 5A/6A HIGH SCHOOL STATE BASKETBALL TOURNAMENT

Feb. 25 – Feb. 29

GENERAL INFORMATION

CHAMPIONSHIP DAY PREGAME PROTOCOL MEETING

- There will be a pregame protocol meeting before each championship game to over protocol. The meeting will take place 90 minutes before each game.

CLEAR BAG POLICY

- To enhance public safety and make arena access more efficient the Huntsman Center enforces a clear bag policy. Fans may bring in one clear bag no larger than 12 inches by 6 inches by 12 inches or a 1-gallon plastic storage bag. Fans are limited to one clear bag per person, along with a small clutch or purse for privacy. Please see Clear Bag Policy.

PARKING

- A parking map will be supplied to the UHSAA and the high schools. Please check the Huntsman Center website at www.stadium.utah.edu or the high school's website for the parking map that will show designated parking lots.
- Please do not park in lots which have been specifically prohibited from high school basketball tournament parking. They will be identified by signage.
- Parking will be available at Rice-Eccles Stadium and the Eccles Broadcast Lot, from which fans can take TRAX to Huntsman Center for free on game days.

VIP PARKING

- VIP will be parking in the circle parking area located directly south of the Huntsman Center and on the north side of South Campus Drive. There are 30 spots available and each high school will be provided a designated amount of VIP parking passes by UHSAA. These parking passes will allow administration and other VIPs to park in these

designated spots. The circle parking area will be controlled by a University Parking Attendant.

TRAX / FRONTRUNNER

- Transportation to the Huntsman Center on TRAX and FrontRunner is encouraged as there is limited parking available around the arena.
- A ticket purchased at participating high schools or a ticket purchased online will also serve as pre-paid fare on TRAX or FrontRunner to the Huntsman Center. Present your ticket to the train attendant when asked to present proof of paid fare. It is not necessary to purchase a ticket to ride TRAX or FrontRunner if you have your ticket to the event with you.

POSTGAME PROTOCOL

- After the trophy presentation, the teams will need to split and cut the nets on both ends of the court.

PHOTO PROTOCOL

- Photographers, both video and still, will need to be designated in areas and will need to remain seated

TEAM BUS PARKING

- Team buses will be allowed to drop players and coaches off on the west side of the Huntsman Center south of the West Tunnel. This road can be reached by driving westbound on South Campus Dr. and turning right on 1800 East.
- Once the busses have dropped the players off they must exit back to South Campus Dr and back toward Mario Capecchi Drive where they will be allowed to park for bus staging at Fort Douglas. Please see HS Team Bus Procedure 2020.

STUDENT BUS PARKING

- Busses will be allowed to drop students off on the westbound side of South Campus Dr. Once the busses have dropped the students off they must continue down South Campus Dr and back toward Mario Capecchi Drive where they will be allowed to park for bus staging at Fort Douglas. Please see HS Bus Procedure 2020.

ADA DROP OFF

- Guests with disabilities or problems with mobility may be dropped off near the Huntsman Center in the circle parking area located directly south of the Huntsman Center and north of South Campus Drive. This is a drop off area only.

- No ADA parking will be available in the circle parking area unless the guest has received a designated parking pass provided by the UHSAA.
- ADA parking is available in the surrounding parking lots designated for High School State Tournament. Please check the Huntsman Center website for the parking map which will be provided.

ADA SEATING

- Seating is available for guests with disabilities at the top of each section just off of the Concourse inside the Arena.
- Wheelchair seating is available in the cutout areas also located at the top of each section just off the Concourse level inside the Arena.
- ADA companion seating is located next to the wheelchair cutout areas.
- ADA seating is not allowed on the Floor.
- Strollers are not allowed in the ADA cutout areas at the top of each section. These areas are specifically designated for wheelchairs.

STUDENT SEATING

- Home team student seating is located in Sections X & Y with the overflow/staging area in Sections W & V.
- Visiting team student seating is located in Sections B & C with the overflow/staging area in Sections D & E.

BAND SEATING

- Home team band seating is located in Section W, Rows 1 - 5. Home team band staging area will be in Section V, Rows 1 – 5.
- Visiting team band seating is located in Section D, Rows 1 - 5. Visiting team band staging area is Section E, Rows 1 - 5

PROHIBITED ITEMS

- Confetti
- Silly String
- Air Horns
- Balloons
- Weapons
- Food & Drink (1 bottle of water is allowed)
- Additional items as listed on the UHSAA website
- Signs are not allowed, per UHSAA policy. If you bring a sign and wish to have it stored, please give it to an usher and they will instruct you on how to retrieve it after the game.

CONFETTI CLEAN-UP CHARGES

- If confetti or silly string is thrown or dispersed on the Floor, in the arena or outside on the grounds each school will be charged \$250.00 per occurrence with the minimum charge being \$250.00 for a single occurrence, \$500.00 for two and \$750.00 for three or more occurrences. \$750.00 will be the maximum charge even if there are more than three occurrences.

TEAM ENTRANCE

- The Home and visiting teams will enter the building through the West Tunnel after they have been dropped off on West Arena Road by the team busses.
- The Visiting team will proceed to the locker rooms in the West Tunnel and the Home team will proceed across the Floor behind the team benches to the North Tunnel to the locker rooms located there.

LOCKER ROOMS

- The Home team locker rooms are located in the North Tunnel behind the scorer's table. There are two locker rooms in this area that will be switched off every other game by the home teams.
- The Visiting team locker rooms are located in the West Tunnel which is where the teams will enter from the drop off area. There are two locker rooms in this area that will be switched off every other game by the visiting teams.

TEAM BENCHES

- The Home team bench is located to the east side of the scorer's table on the north side of the arena floor or to the left if you are sitting at the scorer's table.
- The Visiting team bench is located to the west side of the scorer's table on the north side of the arena floor or to the right if you are sitting at the scorer's table.

TEAM VIDEO

- The Home and Visiting team video area is located in the first row of the Press Box area in Sections A & Z at center court. Teams may set up their cameras on the counter of the Press Box or in the row directly in front of the Press Box counter.

TRAINING ROOM

- The training room is located in the North Tunnel just inside the double doors to the left.

- A cooler with ice, water and cups will be provided for both the home and visiting teams. Individual water bottles will not be provided and must be brought by the individual teams.
- A taping table will also be provided in the training room as well as in the West Tunnel for the visiting teams. No other supplies will be provided. Tape, pre-wrap and other training room supplies will need to be brought on-site by the home and visiting teams.
- There will be no trainers on-site for the games. Each team must provide their own sports medicine staff.
- Gatorade is the only sports drink allowed in the arena and the only branded sports drink that is allowed on the arena floor.

OFFICIALS LOCKER ROOMS

- Officials locker rooms are located at the opening of the West Tunnel onto the Floor. There are two officials locker rooms located on the north and south sides of the West Tunnel. There are restrooms located inside the official's locker rooms.

CHEER & DRILL

- All cheer and drill team members must enter with a ticket through the public entrance doors and then come down to the Floor via the stairs located at Portals 23 & 3.
- Home and visiting team cheerleaders will be allowed to stand on the south side of the Floor in front of the student sections located at sections X & Y and B & C.
- Cheerleaders may place their coats, jackets & bags in the corners next to their cheer space.
- Cheerleaders and Drill Teams must change in the restrooms located up on the Concourse level.
- Drill teams will enter the Floor for their performances from the West Tunnel area.
- Music for drill team halftime performances should be taken pre-game to the Sound Booth located at the top of the Press Box in Section A at Portal 1.
- There will be a three-minute window for each school for halftime performances. If both Cheer and Drill will be performing, that must be split up.

TICKET OFFICE

- The ticket office is located on the southeast side of the building. The ticket office is northeast of the VIP circle parking area.
- Tickets will be sold on-site from 1 hour prior to the tip of the first game through halftime of the last game each day of the tournament.
- There is an ATM located just outside the ticket office main entrance.


RE-ENTRY PROCEDURE

- If a ticket holder wishes to leave the building and come back at a later time, they will need to proceed to Doors 1 or 2 located at the southeast and southwest entrances of the venue. The Usher will then issue them a stamp on the left inside wrist that will serve as their re-entry pass back into the building.
- Ticket holders are welcome to stay for all of the games once they have purchased a ticket.


CLEAR BAG POLICY




APPROVED



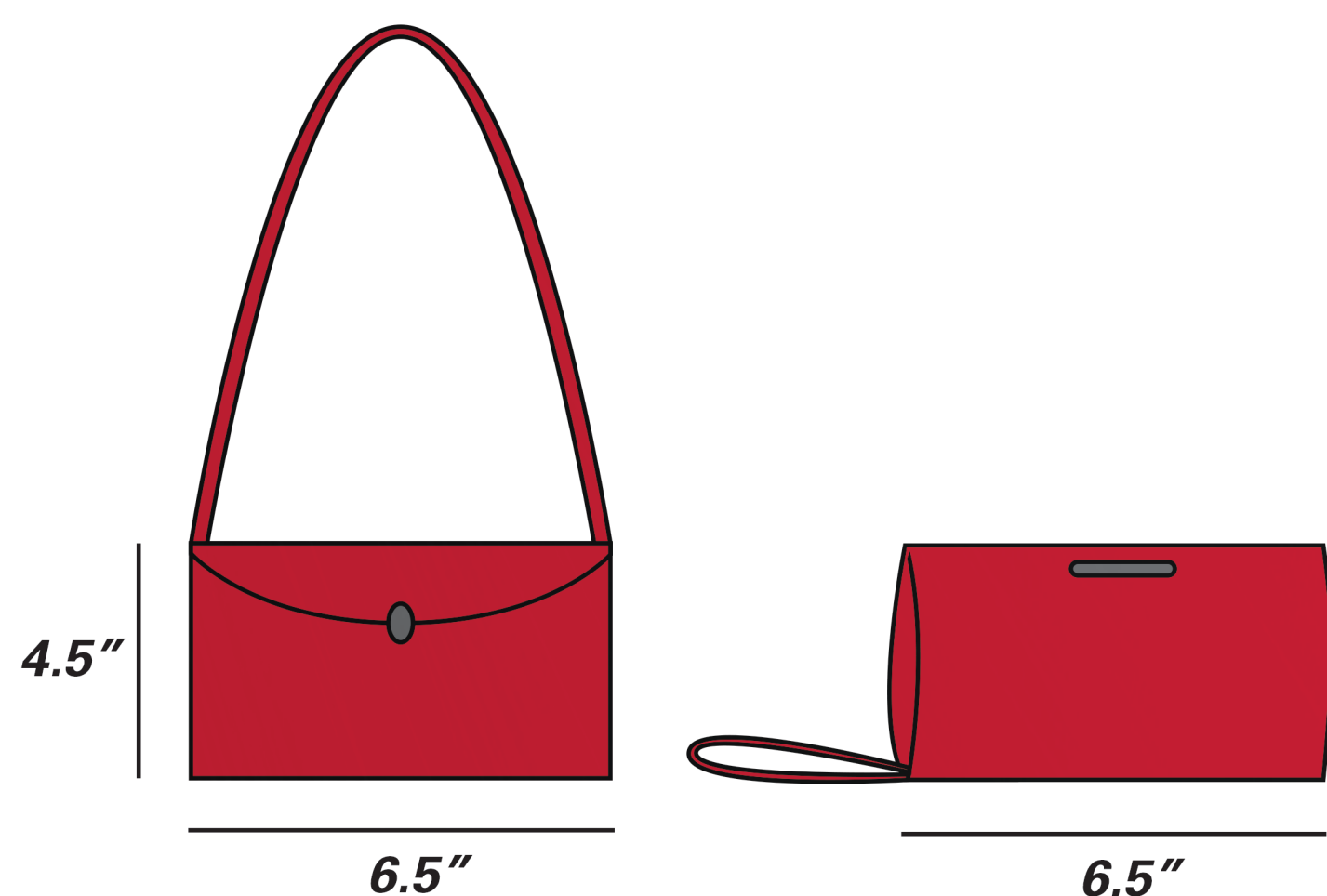
CLEAR BAGS
No larger than 12"x 12"x 6"



**SEAT CUSHION
SEAT BACK**
No larger than 18"
No pockets, zippers or covers



PLASTIC BAGS
1 gallon resealable, clear



SMALL CLUTCH BAGS
No larger than 6.5"x 4.5"



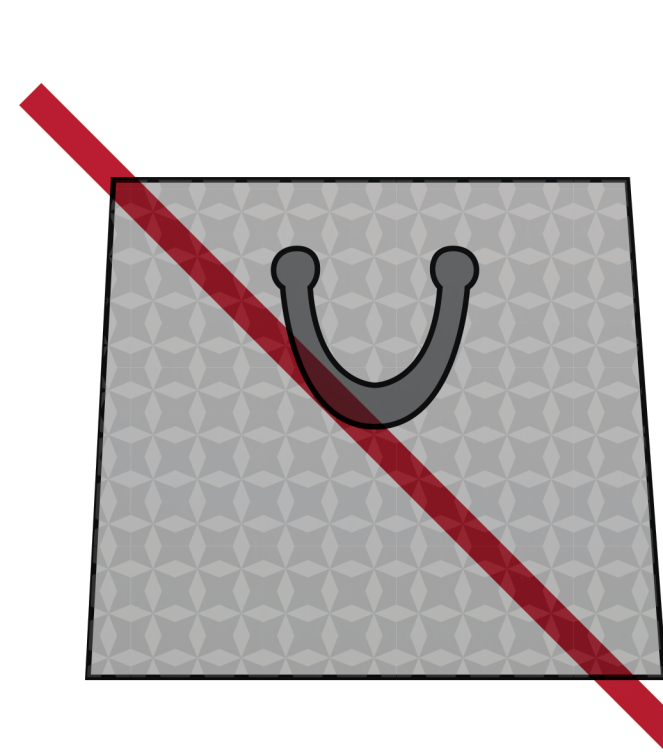
DIAPER BAGS
Subject to search
Must have infant present

BLANKETS & JACKETS ARE ALLOWED

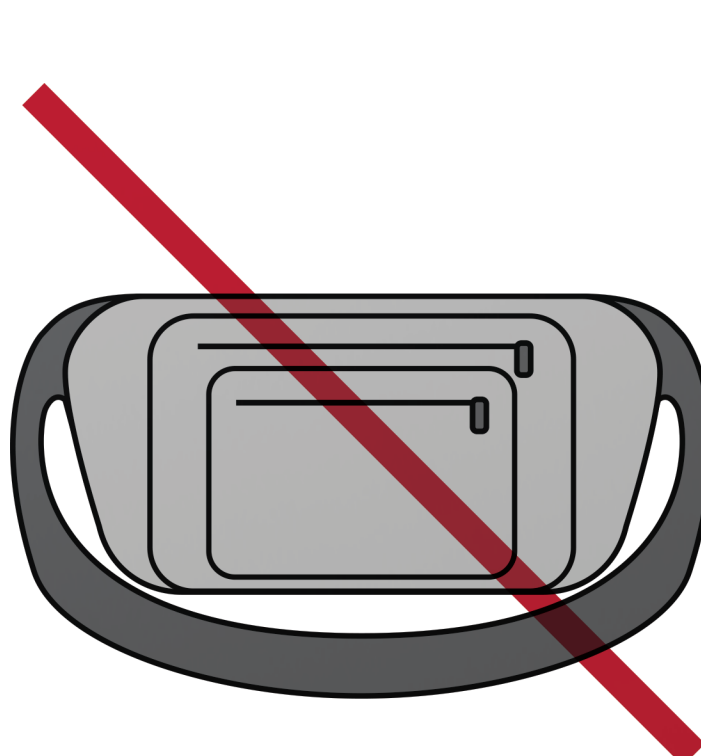
PROHIBITED



BACKPACK



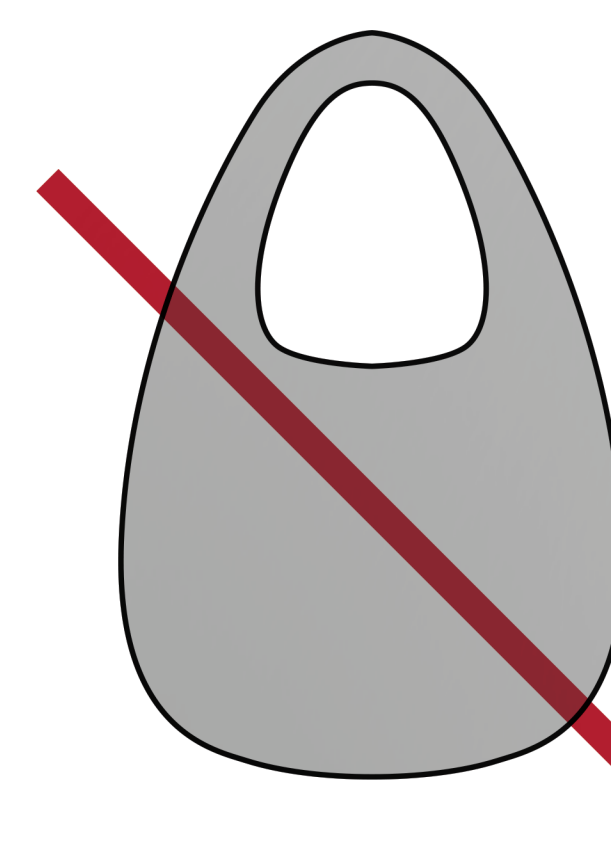
SOLID PRINT PLASTIC BAG



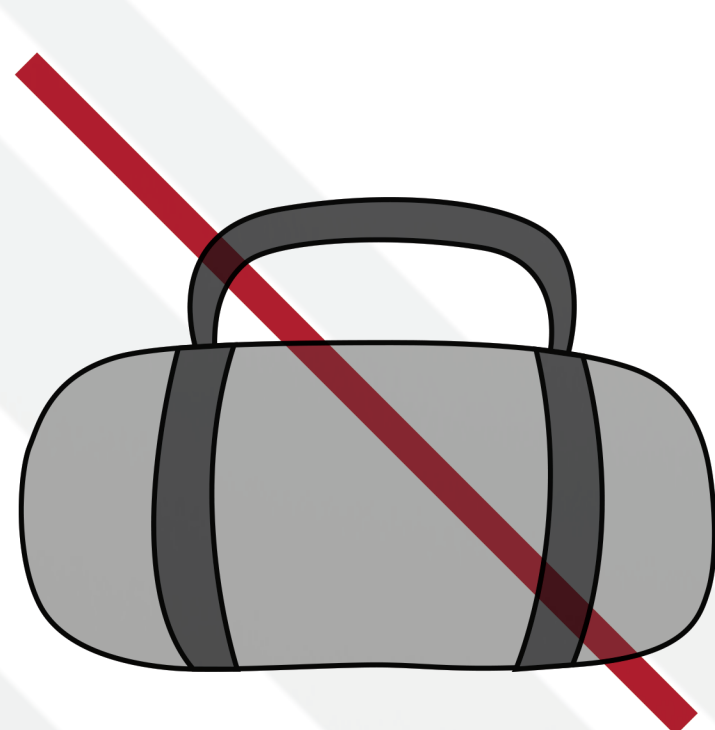
FANNY PACK




PURSE



MESH BAG



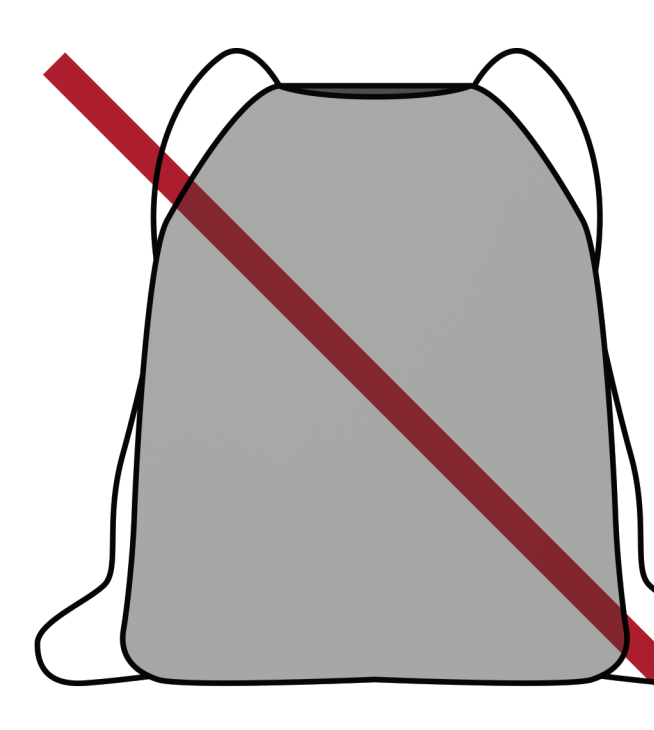
DUFFEL BAG



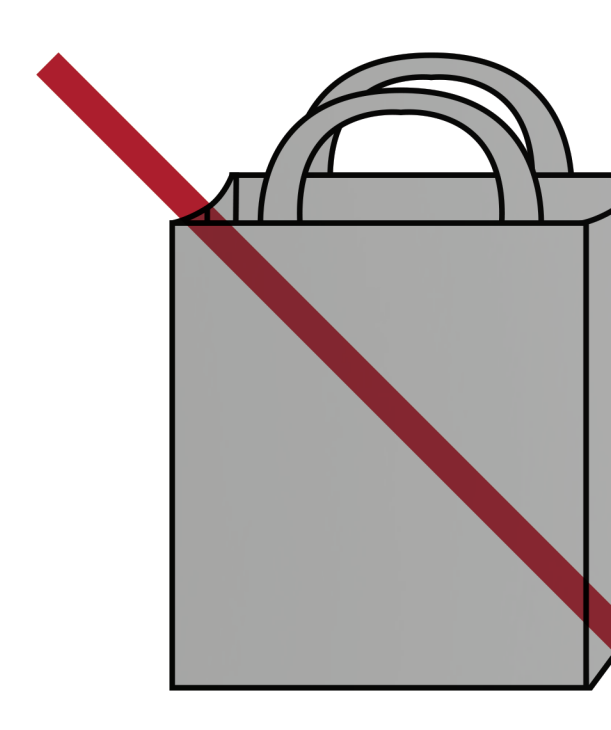
**LARGE TOTE BAG
OR COMPUTER BAG**



**CAMERA/BINOCULARS
CASE**

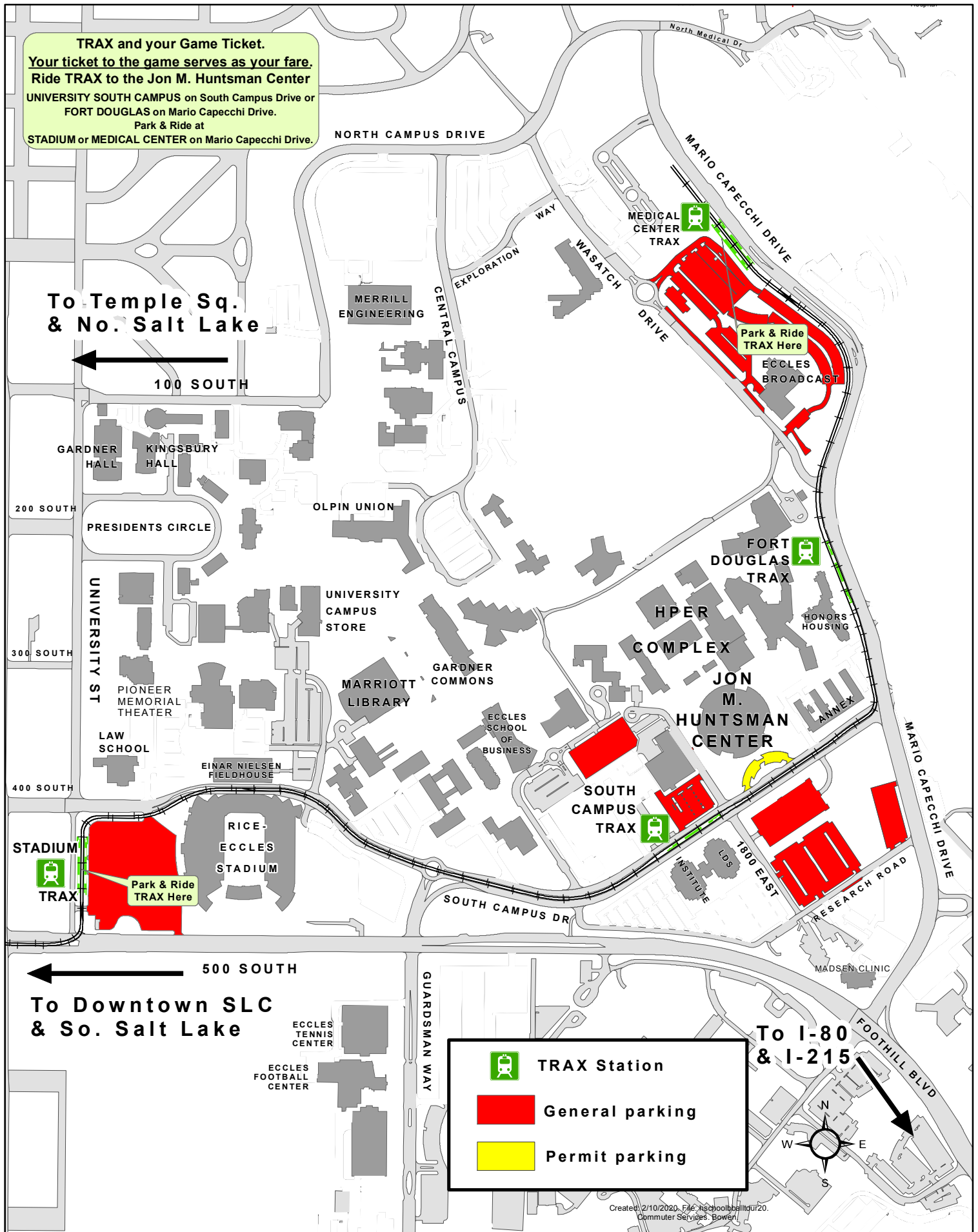


**CINCH BAG OR
DRAWSTRING BAG**



GROCERY BAG

UHSAA 5A/6A Basketball Tournament Parking



STUDENT BUS PARKING MAP

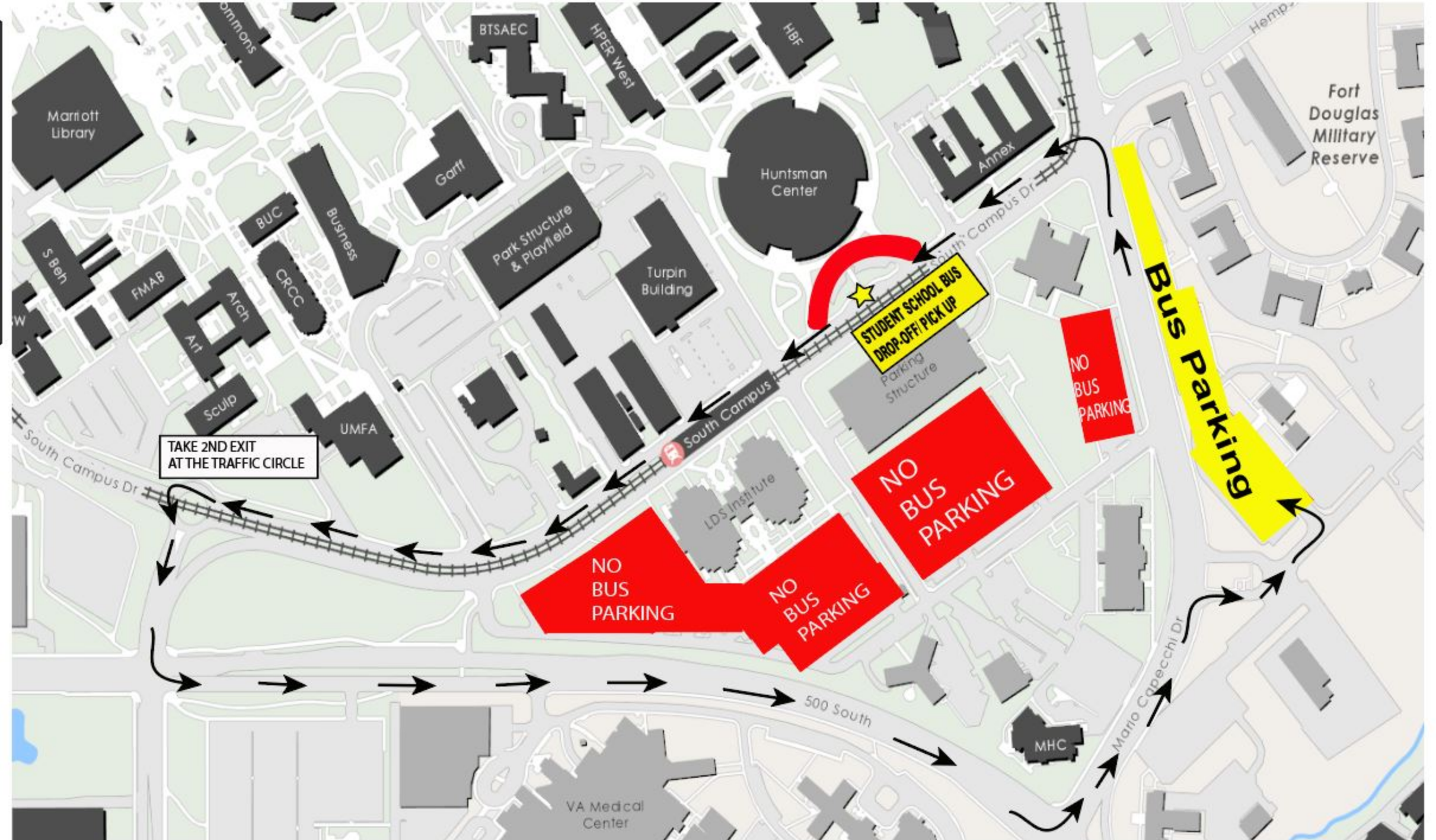
STUDENT SCHOOL BUS PROCEDURE

ACCESS THE DROP OFF / PICK UP AREA BY GOING WESTBOUND ON SOUTH CAMPUS DRIVE

PARKING/STAGING AREA - FORT DOUGLAS

FOLLOW THE → TO PARKING/ STAGING AREA

DO NOT PARK IN ANY OTHER LOTS ON CAMPUS



TEAM BUS PARKING MAP

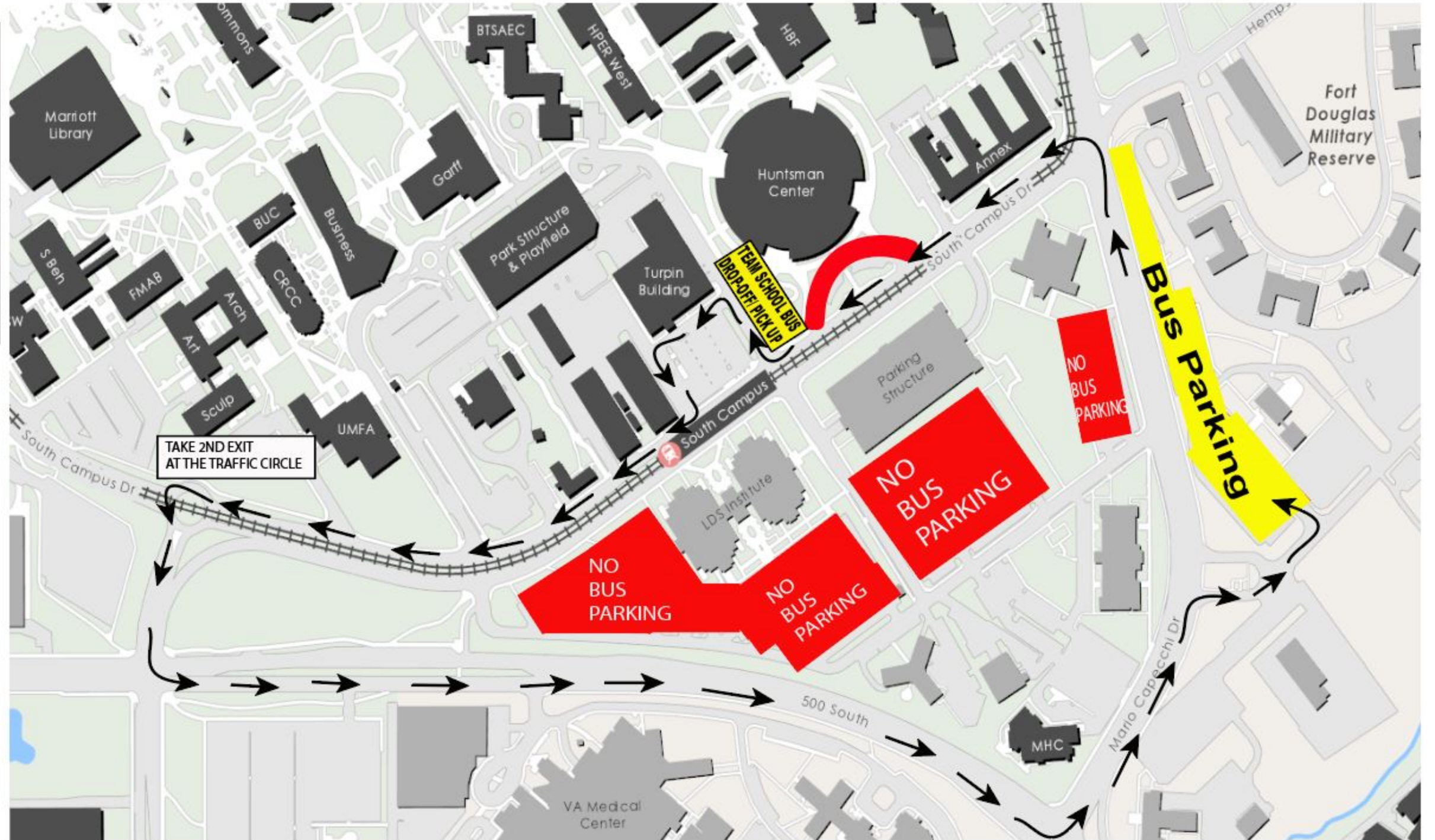
TEAM SCHOOL BUS PROCEDURE

ACCESS THE DROP OFF / PICK UP AREA BY GOING WESTBOUND ON SOUTH CAMPUS DRIVE
TURN NORTH ON 1800 EAST AND DROP OFF BEFORE THE TUNNEL

PARKING/STAGING AREA - FORT DOUGLAS

FOLLOW THE → TO PARKING/ STAGING AREA

DO NOT PARK IN ANY OTHER LOTS ON CAMPUS



Utah Sports Hall of Fame Museum

The Utah Sports Hall of Fame Foundation is the Premier Sports Organization of Utah dedicated to **PRESERVING** and **HONORING** Utah's Sports Heritage and History at the Highest Level

HONOR THE PAST

Annual Banquets, Awards

LEAD THE PRESENT

For the Love of Sport Leadership Symposium

AWARD THE FUTURE

Scholarships for Utah High Schools



FREE ADMISSION

Open Monday - Saturday

10:00am - 9:00pm

Suite 102 NW corner of City Creek Mall (mall level under Condo Tower)
99 South West Temple, SLC, Utah - utahsportshalloffame.org/

