



Utah High School Activities Association State Wrestling Championships

Presented by:



UCCU Center, Utah Valley University, Orem, Utah

4A, 5A, and 6A Girls February 14-15, 2024

4A, 5A, and 6A Boys February 16-17, 2024

Tournament Information

The Utah High School Activities Association and Mountain America Credit Union are proud to present the State Wrestling Championships at the UCCU Center on the campus of Utah Valley University in Orem. Be sure to read all of the information so as not to be disappointed or surprised on the day of the tournament. **Please be sure to inform your wrestlers, parents and other fans of the following:**

There will be one (1) team ice chest allowed at UVU. Individual wrestlers will not be allowed to bring in personal coolers.

Entries from the Division Tournaments

State qualifiers from Division Tournaments are to be entered in the State Tournament by the directors of those tournaments. Entries **MUST** be submitted by midnight the last day of the qualifying tournament. **First and last names must be included as well as year in school, last year's state place and this season's varsity record. This information must be provided by coaches when they enter wrestlers in the Division Tournament.** Wrestlers will be entered in the state tournament by the Division Tournament director.

Division Responsibility to Check Compliance with Weight Management Rules

The OPC Alpha-Master sheets and individual weight-loss plans must be checked carefully at the Division Tournaments to ensure that each wrestler is competing at a legal weight. Wrestlers who qualify from division at a weight class for which they are not eligible to compete will be disqualified from the State Tournament and divisions and schools will be subject to penalty. Schools/coaches attempting to enter a wrestler in a weight class for which they are not eligible will be subject to discipline as well. Please work to avoid problems with this that could occur after division by carefully checking each wrestler prior to the division tournament.

Division Responsibility for Checking Physician Clearance on Low Body Fat Wrestlers

Wrestlers who require physician's clearance for low body fat should have their clearance recorded on the Alpha-Master prior to competing. Clearance forms should have been submitted to the UHSAA by fax at (801)566-0633, by e-mail, or by regular mail. **Coaches, please check the Alpha-Master** to assure that those who need clearance have it and that it is recorded on the Alpha-Master prior to the division seeding meeting to avoid problems. Wrestlers must have at least one legal weigh-in after a legal body fat test and prior to weighing in for any post-season tournament. The weigh-in for a post-season tournament does not fulfill this requirement.



Admission Prices (mobile tickets available at uhsaa.org/tickets)

	<u>Adult</u>	<u>Student/Senior Cit.</u>
Full Single Day	\$10.00	\$5.00

All Tickets will be purchased online:

Tickets for entry can be found on uhsaa.org/tickets

Passes/Tickets Required by All

No one will be admitted without a ticket or pass. Schools are reminded to secure tickets for team members not competing, cheerleaders, bus drivers, managers etc. as they will not be admitted without a ticket.

Admission of Teams and Team Personnel

Each participating school will receive Coaching Credentials in their Team Packet. **Coaching Credentials will only be given to Certified coaches.** Wrestlers competing in the tournament will receive a stamp as they enter the first time each day that will admit them for the rest of the day. Wrestlers and coaches will enter through the tunnel on the north side of the building. **Buses will not be allowed into the back lot area to drop off teams.** Bring ID as it may be required. A participant check-in list will allow wrestlers into the building through the wrestlers' entrance the first time each day. All others must have a ticket or pass and will be admitted through the ticket office. School Athletic Trainers (ATC) will be admitted if listed on the approved Athletic Trainers list. To be listed, Certified Athletic Trainers need to contact Lisa Walker at lisa.walker@nebo.edu.

Weigh-In; Skin Check

The Weigh-in will take place in the dance studio on the upper floor of the north end of the UCCU Center. The weigh-in will be conducted by weight class according to rule 4-5-3. Wrestlers must report when their weight class is called. Wrestlers will enter the weigh-in area from the west and exit through the east end of the room. Any wrestler that is disqualified from wrestling because of a skin condition will be replaced by the alternate wrestler from the divisionals qualifying tournament. If the alternate wrestler from the disqualified division is not eligible to wrestle, then the alternate from the alternative division in the same classification will be eligible to wrestle. An on-site, designated meet physician will be present to rule on suspect skin conditions. Wrestlers should be prepared to present their own physician's statement at this time. As per rule 4-2-4 the on-site designated tournament physician "may over-rule the diagnosis of the appropriate health care professional signing the medical release form..." Wrestlers with scratches or abrasions may be required to cover them for their own protection from potential infection. As per rule 4-2-3 "Covering a communicable condition shall not be considered acceptable and does not make the wrestler eligible to participate." A reminder of the rule regarding the weigh-in: Rule 4-5-7: "All contestants (male and female) shall weigh in wearing a suitable undergarment that completely covers the buttocks and the groin area. Female contestants must also wear a suitable undergarment that covers their breasts..."



Coaches Information

A coaches meeting will be held on the first day of the tournament for each Classification:

Girls: in the South President's Suite

Boys: in the South President's Suite

The tournament will be run using Trackwrestling software. Brackets will be updated and available from a link on the Wrestling page of the UHSAA website www.uhsaa.org and on the www.trackwrestling.com web-site throughout the tournament.

Please insure proper health guidelines are met and followed at the Division Tournaments. Wrestlers should be groomed in accordance with rule prior to reporting to the weigh-in. Medical personnel will check all wrestlers for communicable skin conditions immediately following the State Tournament weigh-in. **A doctor's clearance on the approved form will be required for any questionable skin conditions** subject to rule 4-2-4. The approved skin form is available on the "Wrestling" page of the UHSAA website. <http://www.uhsaa.org/forms/skinform.pdf> Wrestlers will not be allowed to participate without proper clearance.

Coaches should be prepared to provide any medical supplies necessary to cover scratches, abrasions, etc. that are required by designated tournament medical personnel for protection of the wrestler. The UHSAA will not provide supplies to wrestlers, please make preparations. Please bring a school medical kit to the tournament for use with your wrestlers.

Verification of Entries

All entries for the state tournament are to be verified prior to the beginning of the initial weigh-in for the tournament in that classification. The beginning of the initial weigh-in for a classification constitutes the deadline for verification of entries in the state tournament referred to in rule 10-2-1. The beginning of the weigh-in occurs when the first weight class in the classification officially reports to the scales.

Awards

First and second place team trophies will be awarded in all classifications. Six individual places will be scored and six medals awarded in the 4A, 5A, and 6A tournaments.

No Outside Food Allowed in the Building

THERE WILL BE NO OUTSIDE FOOD OR DRINK ALLOWED INTO THE UCCU CENTER. ONLY THOSE ITEMS REQUIRED BY EACH WRESTLER AND BROUGHT IN WITH THEM THROUGH THE WRESTLERS' ENTRANCE WILL BE ALLOWED. PLEASE ADVISE YOUR WRESTLERS AND FANS!

Cheerleaders

No cheerleaders will be allowed on the floor until championship final matches in all classifications. Cheer squads are asked to not cheer lower than row 5 in the arena and not behind any scorers' tables during the entire tournament. The UHSAA will only reimburse cheerleaders for the final day of the tournament. Cheerleaders are allowed at mat-side during final matches. **Please remind the cheerleaders that they may not touch the mats while cheering.**



The Following are Strictly Prohibited from the State Wrestling Tournaments:

- a. large school flags, signs or banners of any kind including the type teams run through.
- b. noisemakers of any kind such as whistles, cow bells, horns, pop guns etc.
- c. balloons.
- d. megaphones, either in the stands or used by cheerleaders.
- e. confetti or shredded paper in the stands or on the floor.
- f. fans wearing no shirts (fans must wear shirts at all times)
- g. articles of any type thrown onto the floor.
- h. photographers on the wrestling floor level except those representing the UHSAA or credentialed media. No flash units are allowed on the floor level during wrestling. If flash units are used at all they should be used from the stands. Only credentialed media representatives are allowed on the floor.

Please refer to the UHSAA State Tournaments & Meet Support Items list found on page 80 of the UHSAA Handbook for a full list of those things which are allowed and not allowed.

Wednesday February 14, 2024

Girls 4A/5A/6A

3 mats per classification.

8:00 am	Skin checks and weigh-ins
8:30 am	Coaches Meeting
10:00 am - 1:30 pm	Round 1
1:30 pm - 1:45 pm	Break - Mat Cleaning
1:45 pm - 5:15 pm	Championship Quarterfinals / Consolation Round 1
5:15 pm - 5:45 pm	Break - Mat Cleaning -
5:45 pm - 7:45 pm	Consolation Round 2

Thursday February 15, 2024

Girls 4A/5A/6A

3 mats per classification.

8:30 am	Skin Checks and Weigh-ins
10:30 am - 12:30 pm	Championship Semifinals / Consolation Quarterfinals
12:30 pm - 12:45 pm	Break - Mat Cleaning
12:45 pm - 2:00 pm	Consolation Semifinals
2:00 pm - 3:30 pm	Consolation Finals



3:30 pm 4:30 pm	Break - Set up for finals
4:30 pm	Parade of Champions / National Anthem
4:45 pm	Championship Finals
6:45 pm	Awards

Friday February 16, 2024

Boys 4A/5A/6A

3 mats per classification.

8:00 am	Skin checks and weigh-ins
8:30 am	Coaches Meeting
10:00 am - 1:30 pm	Round 1
1:30 pm - 1:45 pm	Break - Mat Cleaning
1:45 pm - 5:15 pm	Championship Quarterfinals / Consolation Round 1
5:15 pm - 5:45 pm	Break - Mat Cleaning -
5:45 pm - 7:45 pm	Consolation Round 2

Saturday February 17, 2024

Boys 4A/5A/6A

3 mats per classification.

8:30 am	Skin Checks and Weigh-ins
10:30 am - 12:30 pm	Championship Semifinals / Consolation Quarterfinals
12:30 pm - 12:45 pm	Break - Mat Cleaning
12:45 pm - 2:00 pm	Consolation Semifinals
2:00 pm - 3:30 pm	Consolation Finals
3:30 pm 4:30 pm	Break - Set up for finals
4:30 pm	Parade of Champions / National Anthem
4:45 pm	Championship Finals
6:45 pm	Awards



Parking & Transportation Guide

At the UCCU Center

Utah Valley University [UVU], Utah Transit Authority [UTA], and the Utah Department of Transportation [UDOT] have partnered to improve access to UVU Campus and to relieve stress on transportation and parking during times of heavy congestion due to UVU and Community activity in the area. This document is intended to assist visitors and guests of the UCCU Center in transportation and parking at Utah Valley University.

As we are hosting your event, please keep in mind that school is in session. We usually anticipate parking and traffic congestion on the days of large events. Please note the following suggestions to lessen the impact in our student parking areas. This can significantly improve your event experience. We appreciate your thoughtfulness and cooperation.

1. UTA provides many options to travel to and around the UVU campus area through Frontrunner, UTA Bus, and UVX services. Check the UTA website at Rideuta.com to find a route that will get you to campus with less traffic/parking hassle.
2. The UVU Pedestrian Bridge provides pedestrian access over I-15 between UVU main campus in lot L-14 and UVU West campus at the UTA Orem Front Runner station.
3. When attending events with friends or family, opting to carpool greatly improves parking space availability and relieves congestion when entering/exiting UVU campus.
4. If driving, allow extra time to arrive on campus and to find a parking spot. It is much easier to beat the traffic and find a parking space if you arrive early.

Driving Directions

800 W University Parkway, Orem UT 84058

Southbound (From Salt Lake City)

1. Enter I-15 Southbound
2. Continue south to exit 269, Orem UT
3. Use the right 2 lanes to take exit 269 for Route 265/University Parkway
4. Use the left lane to merge onto UT-265 E/W 1200 S/W University Pkwy
5. Use the left 2 lanes to turn left onto S Sandhill Rd (0.5 mi)
6. At the traffic circle, take the 2nd exit onto Campus Drive/College Drive (0.2 mi)
7. Turn right onto Event Center Drive. (0.5 mi)

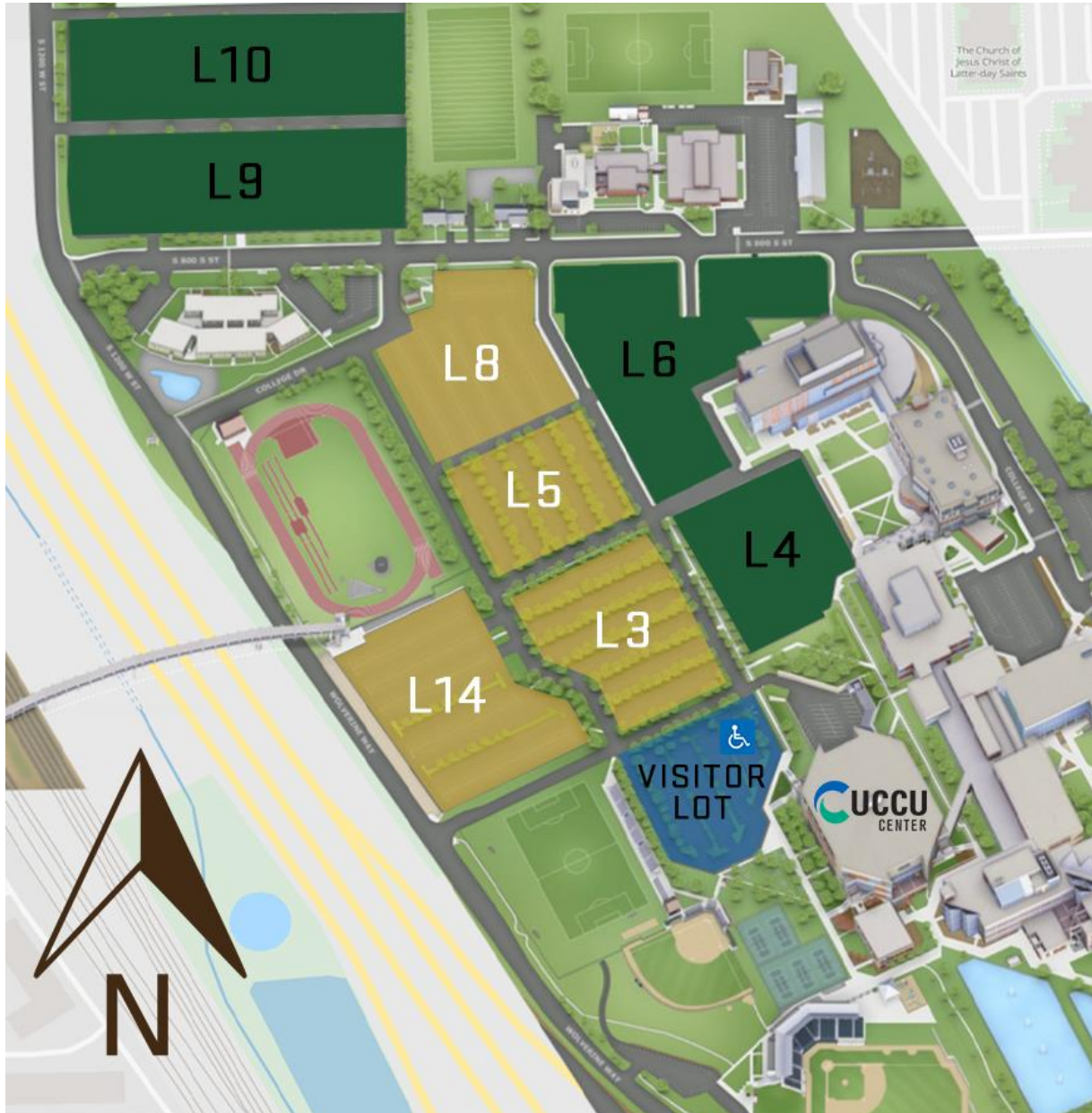
Northbound (From Provo/Nephi)

1. Enter I-15 Northbound
2. Continue north to exit 269, Orem UT
3. Use the right 2 lanes to take exit 269 to merge onto UT-265 E/W 1200 S/W University Pkwy
4. Use the left 2 lanes to turn left onto S Sandhill Rd (0.4 mi)
5. At the traffic circle, take the 2nd exit onto Campus Drive/College Drive (0.2 mi)
6. Turn right onto Event Center Drive (0.5 mi)



UCCU Center Event Parking

Event guests are permitted to park in the following UVU parking lots on event days as required: L3, L5, L8, L14 and W1 (located on West Campus. See page 3 for more information.) These lots are highlighted in yellow in the guide below. *ADA Parking is located in the blue Visitor Lot.



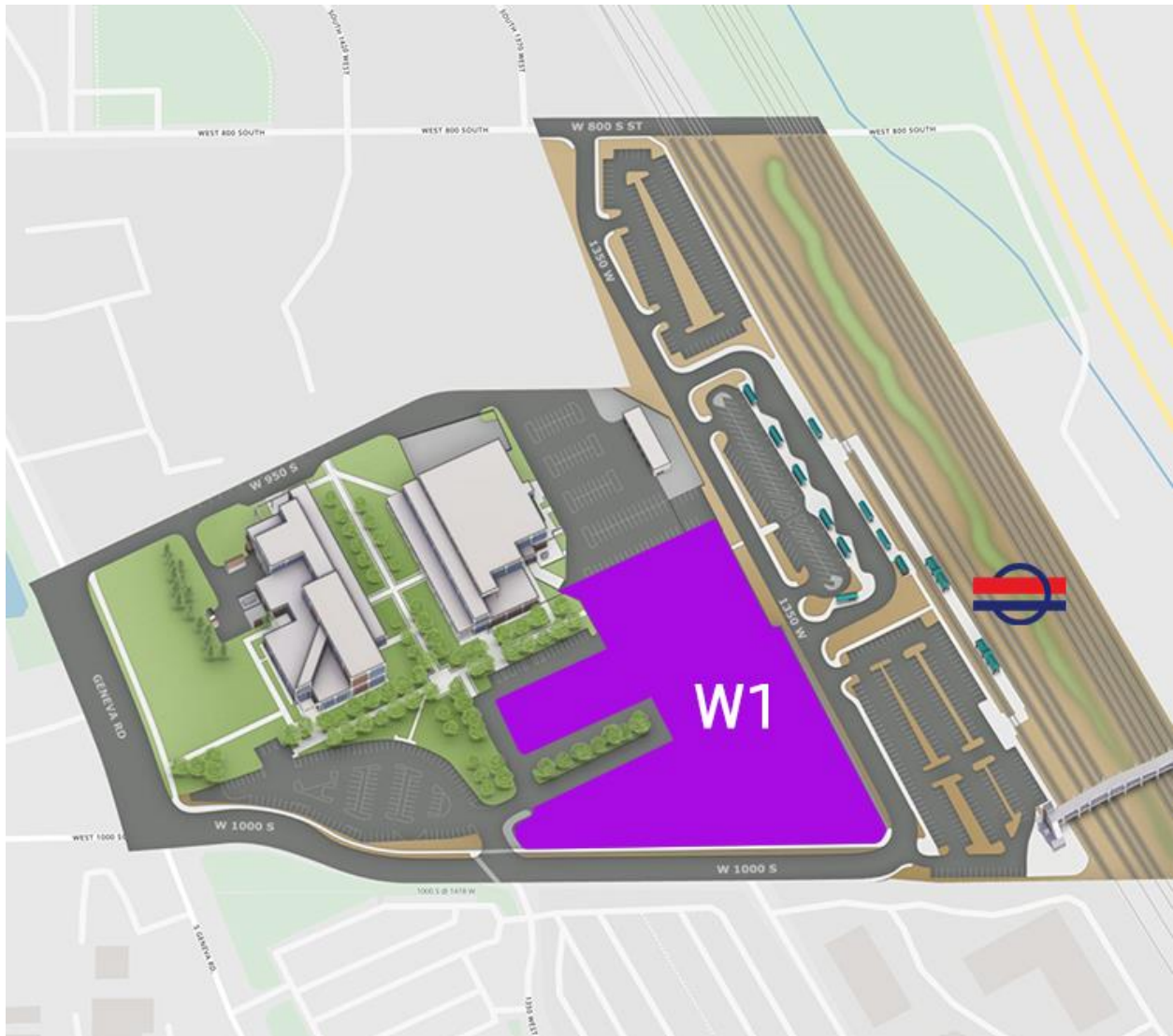
Parking lots highlighted in yellow are designated for events. The blue visitor lot may require a *fee. Parking in an undesignated area may result in a citation. If a citation is received, please contact UVU Parking Services.

UVU Parking Services

Office Hours: Monday - Friday 7am - 5pm
Phone: (801)863-8188 Email: parking@uvu.edu
Address: 936 South 400 West, Orem, UT 84058

UVU West Campus Parking

Convenience parking is available in the lot designated **W1** at UVU West Campus, located on the West side of I-15 and adjacent to UTA Frontrunner Orem Central Station. The UVU pedestrian Bridge between Main Campus and West Campus is open year-round for pedestrian, bicycle, and scooters. UTA Bus and UVX services are available to transport guests from UVU West Campus to UVU Main Campus. (see page 4.) UVX runs every 6-15 minutes, is free of charge for all riders and stops first at UVU Main campus. Parking at UVU West Campus provides additional opportunity for easy parking and transportation for event guests.

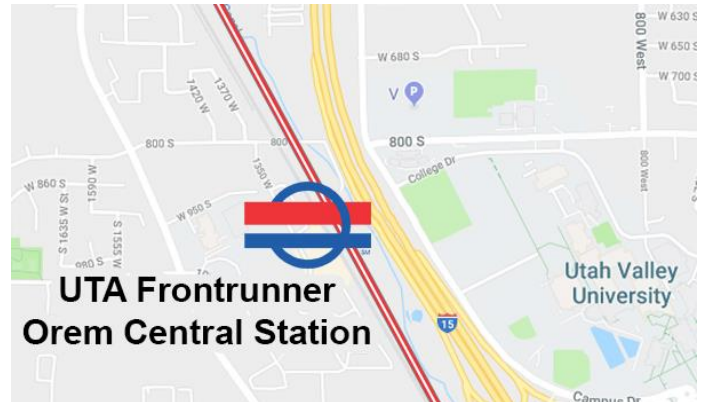


UVU West Campus - 951 S Geneva Rd, Orem, UT 84058

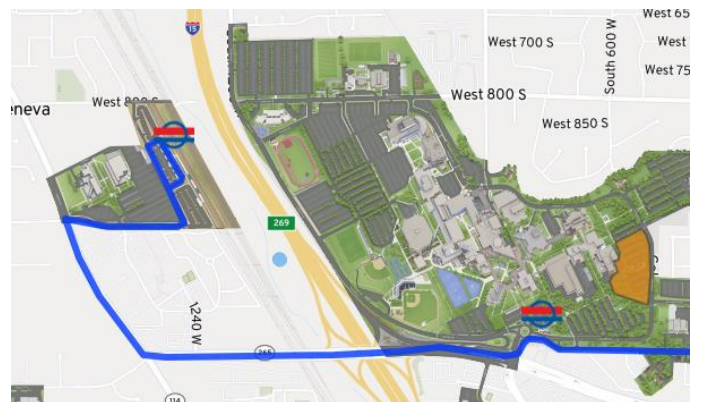
UTA Services

UTA and Utah Valley University have coordinated several joint efforts to make access to UVU Campus as efficient as possible. For specific route maps and schedules please visit the UTA official website Rideuta.com

UTA Frontrunner – Frontrunner is a 2 line public rail travelling north/south from stops in Ogden and Salt Lake City to Provo. Frontrunner is a quick, traffic-free way to get from anywhere to the Wasatch Front to UVU quickly. Orem Central Station is located at UVU West Campus.



UVX – Utah Valley Express is a bus rapid transit system which travels across stops in the valley every 6-15 minutes. UVX is completely fare free and rides from UVU West to UVU Main in 7 minutes. The UVU Main stop is an easy 5-minute walk to the UCCU Center.



UTA Bus 841 – The 841 bus is a UVU dedicated public transport bus which travels from UVU West Campus to Lots L9/L10 and around Mountainside UVU campus. The UVU Main stop is an easy 5-minute walk to the UCCU Center.





UCCU Center Reserved Lots

The UCCU Center has 2 adjacent lots to the immediate north and west which are reserved for specific operation and disability purposes on event days. On non-event days the UCCU Center visitor lot is available to those with business in the UCCU Center, otherwise a parking fee may be instated.

Visitor Lot – The UCCU Center Visitor Lot is located to the north-west of the building and is reserved on event days for ADA parking, impaired mobility guests, and priority event guests. For most ticketed events this is a premium pay lot.

Back Lot – The back lot is located directly to the north of the building with loading dock access and is reserved only for authorized event staff, service vehicles, and VIPs. Any unauthorized vehicles will be towed.



Interactive direction and parking maps are available online at:

<https://www.uvu.edu/maps/main/>



If you have any questions that are not answered in this document, please visit or contact the UCCU Center Management Office using the information provided below. Thank you.

800 W University Parkway, Orem UT 84058
Management Office: (801)863-6175